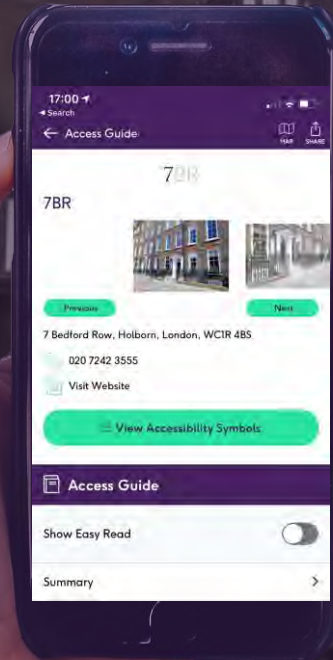




AccessAble

Your Accessibility Guide





**May
2000**



**Sept
2001**



**March
2002**

**A simple idea
born from
personal
experience...**

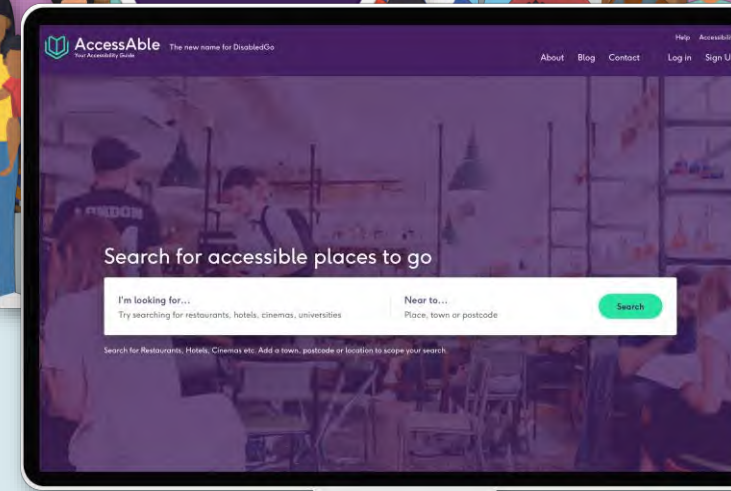


+125,000
Venues
Surveyed so far...

4.6 +
Million
Unique Users
2021/2

375+
Partners
Public and Private
Sector Clients

8 +
Million
Webpage Views
2021/2





Information

How can disabled people find out about a place before they use it?

Space

How can a place or space be made more inclusive?

Welcome

How can disabled people be best supported?

Manage expectations
through physical space


The support as
people arrive

AccessAble's Detailed Access Guides



Detailed

1000+ pieces of information per building



Factual


Objective information.
Facts, measurements and photographs



User Driven

100+ engagement events p.a.
Pan-Disability

AccessAble's Detailed Access Guides



In Person

Experienced surveyors, unique technology, in person reviews



Consistent

Standardised information across the UK



Quality Assured

Accredited processes
ISO 9001
up to date / accurate



AccessAble

Your Accessibility Guide

The new name for DisabledGo

[Help](#) [Accessibility](#)

[About](#)

[Blog](#)

[Contact](#)

[Log in](#)

[Sign Up](#)

Search for accessible places to go

I'm looking for...

Try searching for restaurants, hotels, cinemas, universiti

Near to...

Place, town or postcode

Search

Search for Restaurants, Hotels, Cinemas etc. Add a town, postcode or location to scope your search.



Search for accessible places to go

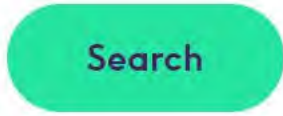


I'm looking for...

Try searching for restaurants, hotels, cinemas, universities

Near to...

Place, town or postcode



Search for Restaurants, Hotels, Cinemas etc. Add a town, postcode or location to scope your search.



Search for accessible places to go

I'm looking for...

7BR |

7BR

Pawn Brokers

Link Bridge

Bronte Lecture Theatre

West Bromwich Albion Football Club

Bristol

Bracknell Forest

Near to...

Place, town or postcode

Search



I'm looking for...

Try searching for restaurants, hotels, cinemas, universities

Near to...


Place, town or postcode

Search

7BR

7BR


7 Bedford Row, Holborn, London, WC1R 4BS


 020 7242 3555

 Visit website

 [View Accessibility Symbols](#)



 [View photos](#)

 [View on a map](#)

I'm looking for...

Try searching for restaur

[Search](#)

Accessibility Symbols ✕



Level Access and Automatic Doors (or No Doors)



Ramped/Sloped Access, and/or Manual Doors



Mobility Impaired Walker



On-Site Parking



Accessible Toilet



Ambulant Toilet



Step Free Standard Toilet



Gender Neutral Toilet



Seat(s) Available



Assistive Listening



Safe or Quiet Space

For more information about what these symbols mean, view our [Accessibility Symbols Guide](#).

[Close this popup window.](#)

7BR

7 Bedford Row, Holb

020 7242 3555

[Visit website](#)

[View Acc](#)

on a map

Summary >

Getting Help and Assistance >

Getting Here >

Parking (Shared Car Park and Resident Permit Holders)

Outside Access (Main Entrance) >

Lift (Main Entrance - Retractable Steps (Sesame) Lift) >

Reception >

Waiting Room / Area (Ground Floor - Main Entrance) >



5



6

Parking (Shared Car Park and Resident Permit Holders)

[Collapse all](#) [Expand all](#)

Parking

View

- The venue has shared parking facilities.
- The car park is located through an archway on the opposite side of Bedford Row.
- The car park type is open air/surface.
- The car park does have a height restriction barrier.
- The car park does not have a barrier control system.

Summary >

Getting Help and Assistance >

Getting Here >

Parking (Shared Car Park and Resident Permit Holders) >

Outside Access (Main Entrance)

Lift (Main Entrance - Retractable Steps (Sesame) Lift) >

Reception >

Waiting Room/Area (Ground Floor - Main Entrance) >

Standard Toilet(s)

Photos



1



2



3



4



5


Outside Access (Main Entrance)

[Collapse all](#) [Expand all](#)

Entrance

View





Save









Print/Save as PDF



Something changed?

Search Access Guide

Enter your search term...


[Collapse all](#) [Expand all](#) Summary > Getting Help and Assistance > Getting Here > Parking (Shared Car Park and Resident Permit Holders) > Outside Access (Main Entrance) Lift (Main Entrance - Retractable Steps (Sesame) Lift) > Reception > Waiting Room/Area (Ground Floor - Main Entrance) > Standard Toilet(s)


Entrance

View 


- This information is for the entrance located in Bedford Row.
- The entrance area/door is clearly signed.
- This entrance sign says '7'.
- There is step-free access at this entrance, via lift.
- There is not a canopy or recess which provides weather protection at this entrance.
- There is a dark mat or floor marking at this entrance that might be perceived as a hole.
- The entrance door(s) does/do contrast visually with its immediate surroundings.
- The main door(s) open(s) automatically (away from you).
- The door(s) is/are single width.
- The width of the door opening is 106cm.
- There is a door release button when exiting.
- The height of the door release button is 106cm (3ft 6in).
- The door opens automatically when being accessed via the lift, otherwise some force needs to be applied for it to start to open automatically.


 Summary >

 Getting Help and Assistance >


 Getting Here >


 Parking (Shared Car Park and Resident Permit Holders) >

 Outside Access (Main Entrance) >

 Lift (Main Entrance - Retractable Steps (Sesame) Lift)

 Reception >

 Waiting Room/Area (Ground Floor - Main Entrance) >

 Standard Toilet(s) >



1



2



3



4



5





6


Lift (Main Entrance - Retractable Steps (Sesame) Lift)


- There is a lift for public use.
- The lift is located at the steps in front of the main entrance.
- The lift is a platform lift.


 Summary >


 Getting Help and Assistance >


 Getting Here >

 Parking (Shared Car Park and Resident Permit Holders) >

 Outside Access (Main Entrance) >

 Lift (Main Entrance - Retractable Steps (Sesame) Lift) >

 Reception

 Waiting Room/Area (Ground Floor - Main Entrance) >

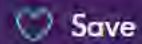
 Standard Toilet(s)

Reception

View 

- The reception point is located to the right as you enter.
- The reception point is approximately 12m (13yd 4in) from the main entrance.
- Clear signage for the reception area/desk is visible from the entrance.
- There is step-free access to the reception point.
- There is a clear unobstructed route to the reception point.
- There are windows, TVs, glazed screens or mirrors behind the reception point which could adversely affect the ability of someone to lip read.
- The reception counter is not placed in front of a background which is patterned.
- The lighting levels at the reception point are moderate to good.
- The height of the reception counter is high (110cm+).
- There is sufficient space to write or sign documents on the counter.
- There is a lowered section of the counter.
- The lowered section of the counter is at the recommended height of 76cm.
- There is sufficient space to write or sign documents on the lowered section of the counter.
- There is a knee recess beneath the counter.
- The dimensions of the knee recess are: width 116cm, depth 50cm and height 70cm.





Save



Print/Save as PDF





Something changed?

Search Access Guide


Enter your search term...





 Outside Access (Main Entrance) >


 Lift (Main Entrance - Retractable Steps (Sesame) Lift) >

 Reception >

 Waiting Room / Area (Ground Floor - Main Entrance) >

 Standard Toilet(s) (Reception) >

 Entrance (Access to the Conference Rooms) >

 Lift (Access to the Conference Rooms)

 Waiting Room / Area (Ground Floor -

Lift (Access to the Conference Rooms)

- There is a lift for public use.
- The lift is located at the steps between the ground floor of the 7BR Building and the ground floor of the Jockey's Fields Building.
- The lift is a platform lift.
- A member of staff does not need to be notified for use of the lift.
- The floors which are accessible by this lift are Ground Floor (7BR) to Ground Floor (Jockey's Fields).
- The platform lift accesses a small level change.
- The external controls for the lift are within 90cm - 110cm from the floor.
- The colour contrast between the external lift controls and the control plate is good.
- The colour contrast between the external lift control plate and the wall is good.
- The dimensions of the lift are 80cm x 126cm (2ft 7in x 4ft 2in).
- The controls for the lift are not within 90cm - 120cm from the floor.
- The lift controls are at a height of 80cm.

- (Reception)
- Entrance (Access to the Conference Rooms) >
- Lift (Access to the Conference Rooms) >
- Waiting Room/Area (Ground Floor - Jockey's Fields Building) >
- Corridors/Walkways (Ground Floor - Jockey's Fields Building) >
- Room(s) (Conference Room 1 - Ground Floor)
- Room(s) (Conference Rooms 2, 3 and 4 - Ground Floor) >



1



2



3




4



5

Room(s) (Conference Room 1 - Ground Floor)

- The room surveyed was Conference Room 1.
- Conference Room 1 is located on the ground floor of the Jockey's Fields Building.
- This room seats 8 people.
- There is not wayfinding signage on route to the room(s).



Save



Print/Save as PDF



Something changed?

Search Access Guide

Enter your search term...



Area(s) (Lower Ground Floor - Seminar Suite) >



Room(s) (Seminar Rooms 1 and 2 - Lower Ground Floor - Seminar Suite) >



Room(s) (Conference Room 9 - Lower Ground Floor - Seminar Suite) >



Room(s) (Phone Booths - Lower Ground Floor - Seminar Suite) >



Accessible Toilet(s) (Lower Ground Floor - Seminar Suite - Left Hand Transfer)

Standard Toilet(s) >

Photos



1



2



3



4

Accessible Toilet(s) (Lower Ground Floor - Seminar Suite - Left Hand Transfer)

- There is an/are accessible toilet facilities in this area.


[Collapse all](#) [Expand all](#)

Location and Access


View


Features and Dimensions


View

 Area(s) (Lower Ground Floor - Seminar Suite) >

 Room(s) (Seminar Rooms 1 and 2 - Lower Ground Floor - Seminar Suite) >

 Room(s) (Conference Room 9 - Lower Ground Floor - Seminar Suite) >

 Room(s) (Phone Booths - Lower Ground Floor - Seminar Suite) >

 Accessible Toilet(s) (Lower Ground Floor - Seminar Suite - Left Hand Transfer)

Standard Toilet(s)


Location and Access View ▾

- This accessible toilet is located in the Seminar Suite, on the lower ground floor of the Jockey's Fields Building.
- This accessible toilet is approximately 25m (27yd 1ft) from the lift.
- There is step-free access to the accessible toilet.

Features and Dimensions View ▾

- This is a shared toilet.
- A key is not required for the accessible toilet.
- There is pictorial signage on or near the toilet door.
- The door opens inwards.
- The door is easy to open.
- The door is locked by a twist lock.
- The width of the accessible toilet door is 85cm (2ft 9in).
- The door does not have a horizontal grab rail.





Save



Print/Save as PDF




Something changed?

Search Access Guide


Enter your search term...



 Area(s) (Lower Ground Floor - Seminar Suite) >

- The emergency pull cord alarm is fully functional.
- There is not a flashing fire alarm beacon within the toilet.
- Disposal facilities are available in the toilet.
- There is a/are female sanitary and open waste paper bin disposal units.
- There is a/are coat hook(s).
- There are coat hooks in the toilet at 107cm and 177cm from the floor.

 Room(s) (Seminar Rooms 1 and 2 - Lower Ground Floor - Seminar Suite) >

 Room(s) (Conference Room 9 - Lower Ground Floor - Seminar Suite) >

 Room(s) (Phone Booths - Lower Ground Floor - Seminar Suite) >

 Accessible Toilet(s) (Lower Ground Floor - Seminar Suite - Left Hand Transfer)

Position of Fixtures

View 

- There is a/are wall-mounted grab rail(s) available.
- As you face the toilet the wall-mounted grab rail(s) is/are on both sides.
- There is a vertical wall-mounted grab rail on the transfer side.
- There is a horizontal wall-mounted grab rail on the opposite side of the seat to the transfer space.
- There is a mirror.
- The mirror is placed at a lower level or at an angle for ease of use.
- There is not a shelf next to the toilet.
- The toilet has a cistern.

Standard Toilet(s) ▾





Save



Print/Save as PDF



Something changed?

Search Access Guide

Enter your search term...



Area(s) (Lower Ground Floor - Seminar Suite) >

Room(s) (Seminar Rooms 1 and 2 - Lower Ground Floor - Seminar Suite) >

Room(s) (Conference Room 9 - Lower Ground Floor - Seminar Suite) >

Room(s) (Phone Booths - Lower Ground Floor - Seminar Suite) >

Accessible Toilet(s) (Lower Ground Floor - Seminar Suite - Left Hand Transfer)

Standard Toilet(s)

- There is a soap dispenser.
- The soap dispenser can be reached from seated on the toilet.
- The height of the soap dispenser is 93cm.
- There is a towel dispenser.
- The towel dispenser cannot be reached from seated on the toilet.
- The towel dispenser is not placed higher than 100cm (3ft 3in).
- There is not a hand dryer.

Colour Contrast and Lighting

View

- The contrast between the external door and wall is good.
- The contrast between the internal door and wall is good.
- The contrast between the dropdown rail(s) and wall is good.
- The contrast between the wall-mounted grab rail(s) and wall is good.
- The toilet seat colour contrast is good.
- The contrast between the walls and floor is good.
- The lighting levels are good.



- Getting Help and Assistance >
- Outside Access (Main Entrance) >
- Entrance (Access to the Conference Rooms) >
- Corridors/Walkways (Ground Floor - Jockey's Fields Building) >
- Accessible Toilet(s) (Ground Floor - Left Hand Transfer) >
- Accessible Toilet(s) (Lower Ground Floor - Seminar Suite - Left Hand Transfer)



1



2



3



4

Accessible Toilet(s) (Lower Ground Floor - Seminar Suite - Left Hand Transfer)


[Collapse all](#) [Expand all](#)

Features and Dimensions

View

- As you face the toilet pan the transfer space is on the left.





Save



Print/Save as PDF



Something changed?

Search Access Guide

hearing



Summary



Getting Help and Assistance



Getting Here



Parking (Shared Car Park and Resident Permit Holders)



Outside Access (Main Entrance)



Lift (Main Entrance - Retractable Steps (Sesame) Lift)



Reception

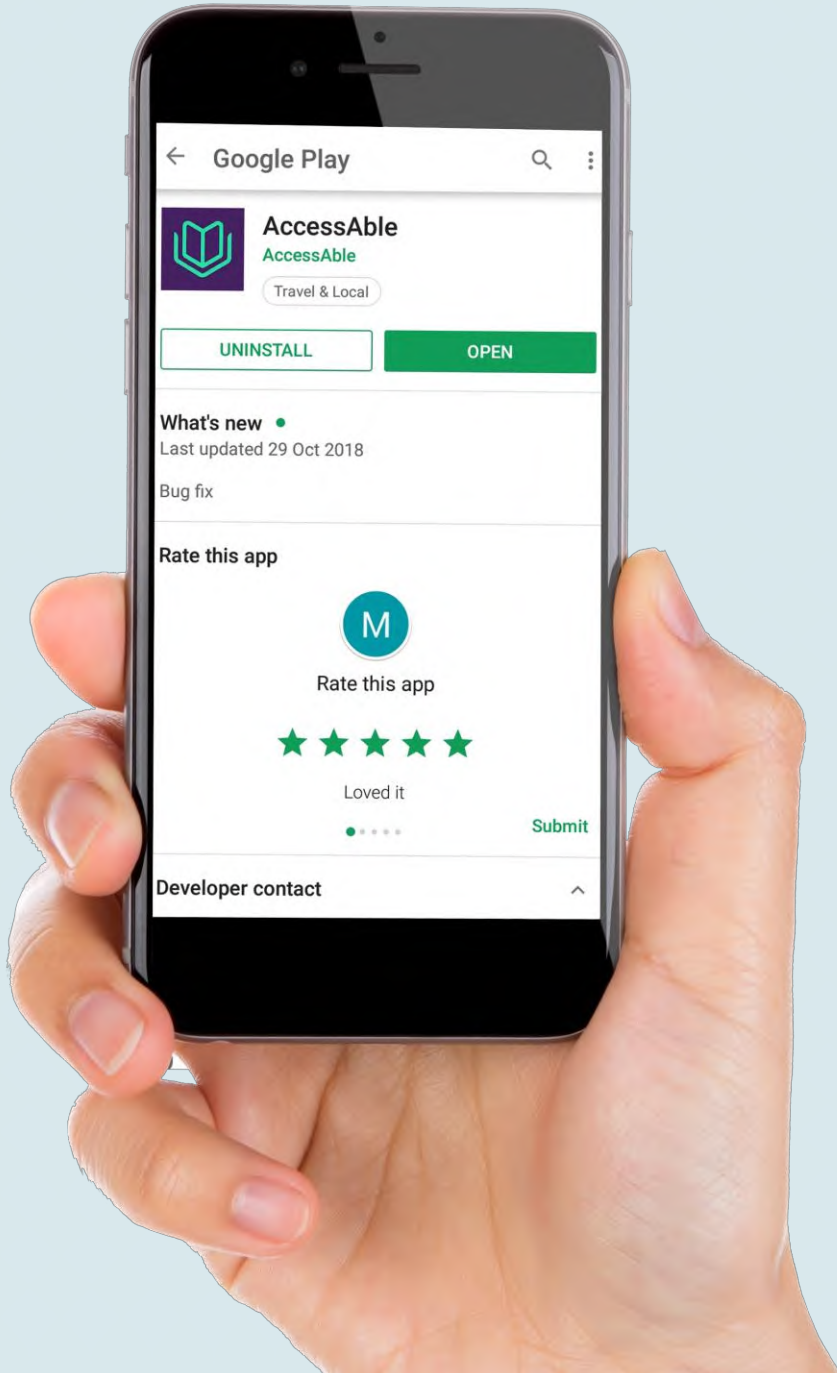


Waiting Room / Area (Ground Floor - Main Entrance)



Standard Toilet(s)

- There are 3 steps at the entrance to 7BR, however the steps can be retracted into a platform (Sesame) lift, via external or internal controls, to allow step-free access.
- Once inside there is level access to reception, a waiting area and a shared standard toilet.
- The accessible toilet is accessed via a standard passenger lift down to the lower ground floor and a short-route, where there is also a prayer room and another shared standard toilet.
- The prayer room will also act as a designated place of safety once a refurbishment of the room has been completed.
- On both the ground and lower ground floors of 7BR there are link entrances, via a central atrium, through to the building at the rear which is called Jockey's Fields. This is where all conference and event spaces are located.
- The entrance to the Jockey's Fields Building on the ground floor has 5 steps, however, there is a fold down stair lift to overcome the steps.
- A waiting area, conference rooms 1 to 8, the Board Room and two phone booths are located on the ground floor of the Jockey's Fields Building
- The Seminar Suite is located on the lower ground floor of the Jockey's Fields Building which is made up of a breakout area, Seminar Rooms 1 and 2, Conference Room 9 and two phone booths.
- There are also accessible and shared standard toilet facilities on both the ground and lower ground floors of the Jockey's Fields Building.
- There is a **hearing** assistance system in Seminar Room 1.



CONTACT US

Get in touch

To get in touch with our practice teams, please use the following email addresses:

- **Civil Claims:** civilclerks@7br.co.uk
- **Criminal Proceedings:** crimeclerks@7br.co.uk
- **Family Matters:** familyclerks@7br.co.uk
- **Fees:** fees@7br.co.uk

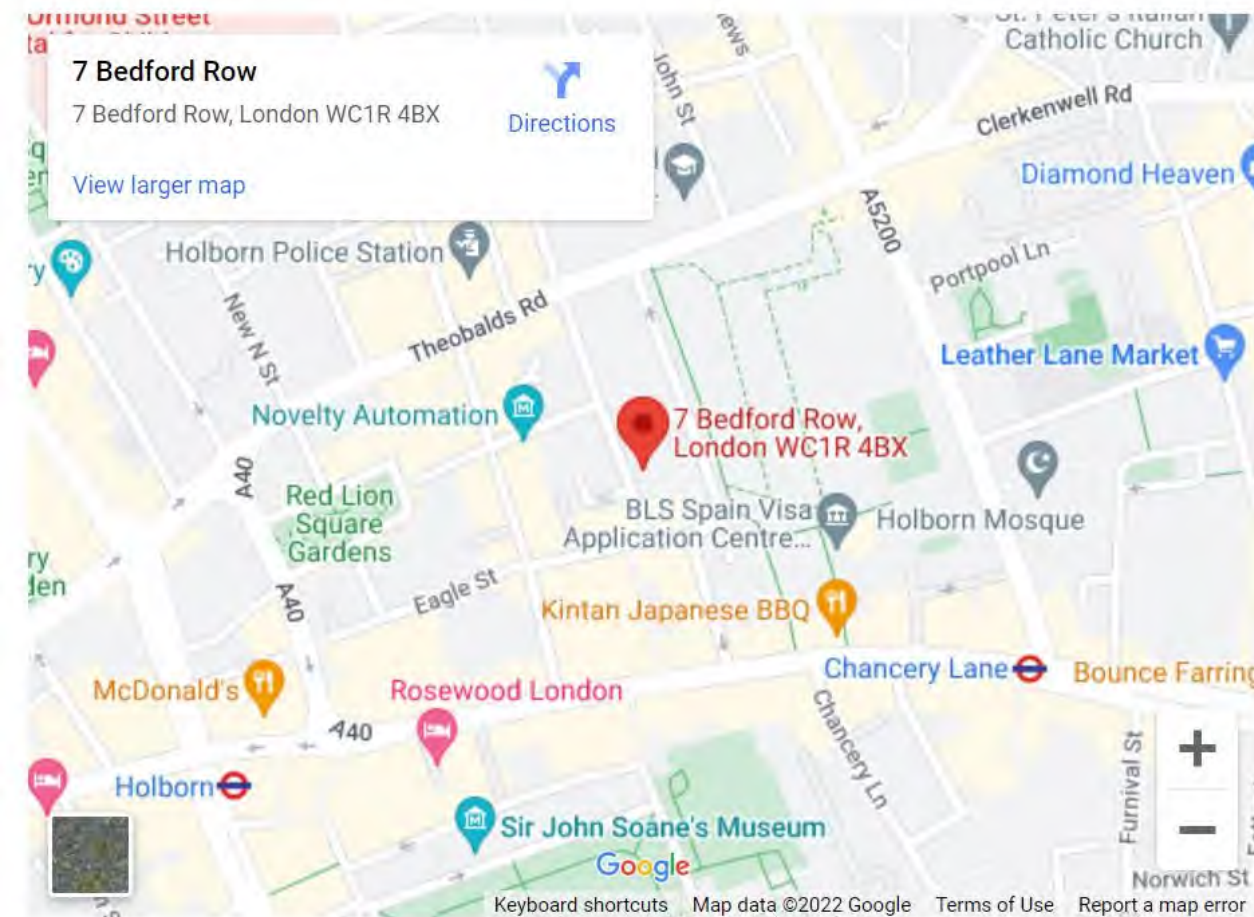
In order for us to handle your enquiry quickly and effectively, please contact the practice area specific to your claim and one of our clerks will be in touch.

Professional, licensed access, and lay clients may contact Chambers to obtain a quotation for legal services.

Where to find us

How to find us

Where to find us



How to find us

By bus



By tube



By road



AccessAble

Click for Accessibility Information



I'm looking for...

Try searching for restaurants, hotels, cinemas, universities

Near to...

Place, town or postcode

[Search](#)

7BR



7BR

7 Bedford Row, Holborn, London, WC1R 4BS

020 7242 3555

[Visit website](#)

[View Accessibility Symbols](#)



[View photos](#)

[View on a map](#)



Guidance Reports and Consultancy



We offer Accessibility Audits, Risk Assessment Reports, Design Guides, & Consultancy



Built on NRAC qualified expertise and unique technology



Up to date - New BS8300:2018, Part M and Equality Act considerations



New updated guidance reports from May 2018 onwards



Unparalleled value, speed and depth



Reports updated annually



E-Learning

Equality Law

Since the 1970s the U...
which have aimed to t...
But today...



Disabled people are
more than twice as
likely to be
unemployed as non-
disabled people.

Approx
you thi

- 9 Millio
- 14 Milli
- 6 Millio



Top Tips

Click each number to learn more.



VALES 11/20/2020



Proposal

- Holistic approach covering all 3 facets –
 - Detailed Access Guide
 - Accessibility Improvement Report
 - Disability Essentials
- 3-year agreement based on size and complexity (number of floors, accessible toilets, meeting rooms)
- Costs range from £1,000 - £3,500 + VAT



Contact

Anna Nelson

Chief Executive

E: anna.nelson@AccessAble.co.uk

T: 01438 842710

David Livermore

Director of Business Development

E: david.livermore@AccessAble.co.uk

T: 01438 842710